

Temperature (IEC 60831-1/2)

Symbol	Ambient temperature °C		
	Maximum	Highest mean over any period of	
		24h	1 year
A	40	30	20
B	45	35	25
C	50	40	30
D	55	45	35

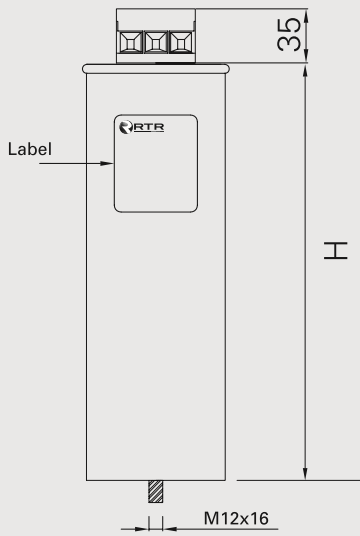
Dimensions

Dimensions	Connection terminal	DRAWING
D x H (mm ²)	Max. cable section 1 kV-RV (mm ²)	
70x230	10	DRAWING A
85x230	10	
100x230	10	
120x230	35	DRAWING B
136x230	35	

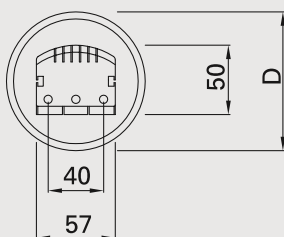
* H tolerance: ±2%

Dimensions

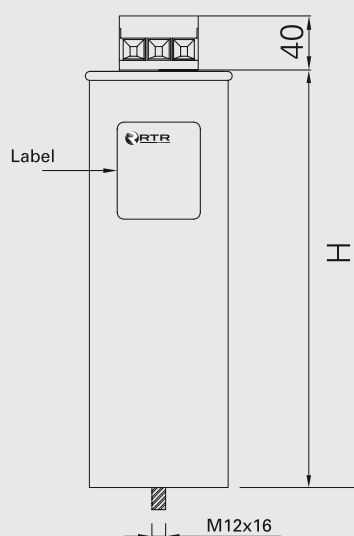
DRAWING A



Washer DIN 6798 A M12
 Screw DIN 936 M12 ZNC



DRAWING B



Washer DIN 6798 A M12
 Screw DIN 936 M12 ZNC

